

ONE YEAR LIMITED WARRANTY

Your Garry™ car vacuum is warranted to be free from defects in materials and workmanship for one year from the original purchase date. Should the product have a defect in materials or workmanship, we will repair or replace it without charge to you (a shipping and processing fee may apply). To obtain service under warranty, simply call our Customer Service Center toll-free at **1-888-544-3729**.

This warranty does not cover damage caused by accident, misuse or any use other than as intended and described in this product manual, or damage resulting from failure to maintain and clean this product as specified in this product manual. This warranty applies only to the original purchaser of the Garry™ car vacuum.

Contact Info for Warranty Service: Garry by Envion™, P.O. Box 36544, Los Angeles, CA 90036
1.888.544.3729 www.envionproducts.com

© 2008 Envion, LLC. All Rights Reserved. Patents pending.

ARBITRATION AGREEMENT

THIS ARBITRATION AGREEMENT ("AGREEMENT") AFFECTS YOUR LEGAL RIGHTS AND REMEDIES BY PROVIDING THAT DISPUTES BETWEEN YOU AND THE SELLER OF THIS PRODUCT ("COMPANY"), MUST BE RESOLVED THROUGH BINDING ARBITRATION, RATHER THAN IN A COURT. PLEASE READ THIS AGREEMENT CAREFULLY. YOU ACCEPT THE TERMS OF THIS AGREEMENT BY RETAINING THE PRODUCT(S) SHIPPED IN CONNECTION WITH THIS AGREEMENT (THE "PRODUCT") FOR MORE THAN FOURTEEN (14) DAYS AFTER RECEIPT. IF YOU DO NOT AGREE TO THE TERMS OF THIS AGREEMENT, YOU MAY RETURN THE PRODUCT TO COMPANY WITHIN FOURTEEN (14) DAYS OF RECEIPT AT NO COST TO YOU.

RESOLUTION OF CLAIMS OR DISPUTES.

Any claim or dispute between you and Company (or any of Company's subsidiaries or affiliates) arising out of or relating in any way to the Product or this Agreement shall be resolved through final, binding arbitration. This arbitration obligation applies regardless of whether the claim or dispute involves a tort, fraud, misrepresentation, product liability, negligence, violation of a statute, or any other legal theory. Both you and Company specifically acknowledge and agree that you waive your right to bring a lawsuit based on such claims or disputes and to have such lawsuit resolved by a judge or jury.

LIMITATION OF LEGAL REMEDIES.

All arbitrations under this Agreement shall be conducted on an individual (and not a class-wide) basis, and an arbitrator shall have no authority to award class-wide relief. You acknowledge and agree that this Agreement specifically prohibits you from commencing arbitration proceedings as a representative of others or joining in any arbitration proceedings brought by any other person.

ARBITRATION PROCEDURES.

- a. Before commencing any arbitration proceedings under this Agreement, you must first present the claim or dispute to Company by calling 818-217-2500 and asking for the Legal Department and allowing Company the opportunity to resolve the claim or dispute. If your claim or dispute is not resolved within sixty (60) days, you may commence arbitration proceedings in accordance with the terms of this Agreement.
- b. The arbitration of any claim or dispute under this Agreement shall be conducted pursuant to the American Arbitration Association's ("AAA") United States Commercial Dispute Resolution Procedures and Supplementary Procedures for Consumer-Related Disputes. These rules and procedures are available by calling the AAA or by visiting its web site at www.adr.org.
- c. The arbitration of any claim or dispute under this Agreement shall be conducted in the State of California or the location in which you received this Agreement.
- d. All administrative expenses of arbitration proceedings commenced under this Agreement shall be divided equally between you and Company, except that: (a) if the claim or dispute that is the subject of the arbitration proceedings is less than ten thousand dollars (US\$10,000), you will be responsible for no more than one hundred twenty-five dollars (US\$125) in administrative expenses; (b) if the claim or dispute that is the subject of the arbitration proceedings is more than ten thousand dollars (US\$10,000) but less than seventy-five thousand dollars (US\$75,000), you will be responsible for no more than three hundred seventy-five dollars (US\$375) in administrative expenses; and (c) if the claim or dispute that is the subject of the arbitration proceedings is more than seventy-five thousand dollars (US\$75,000), then you will be responsible for administrative expenses in accordance with the Commercial Fee Schedule provided by the AAA. You acknowledge and agree that each party shall pay the fees and costs of its own counsel, experts and witnesses.

CHOICE OF LAW.

This Agreement shall be governed by the United States Federal Arbitration Act and the laws of the state of California.

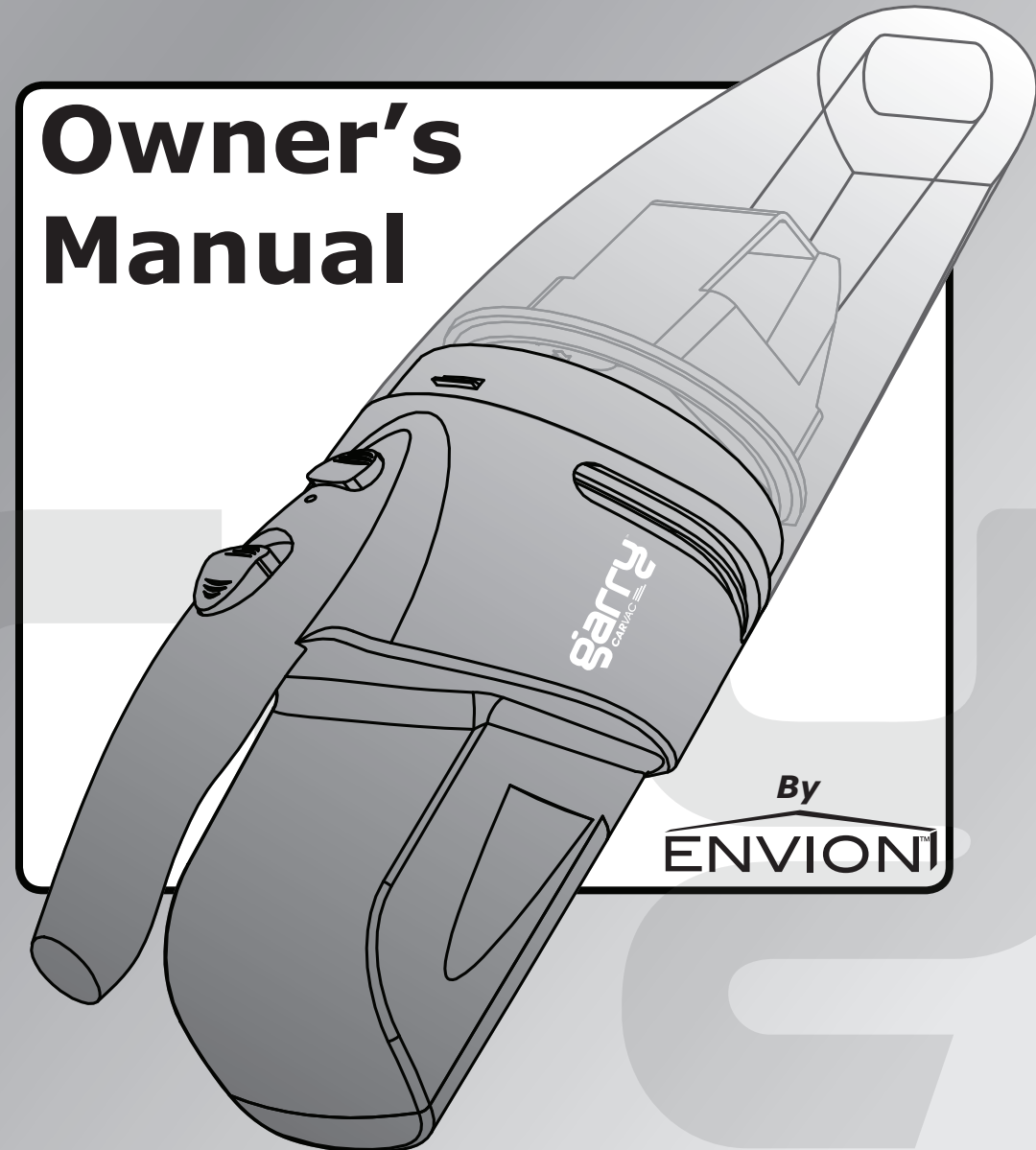
SEVERABILITY.

If any provision of this Agreement is declared or found to be unlawful, unenforceable or void, such provision will be ineffective only to the extent that it is found unlawful, unenforceable or void, and the remainder of the provision and all other provisions shall remain fully enforceable.

garry™

Car Vacuum

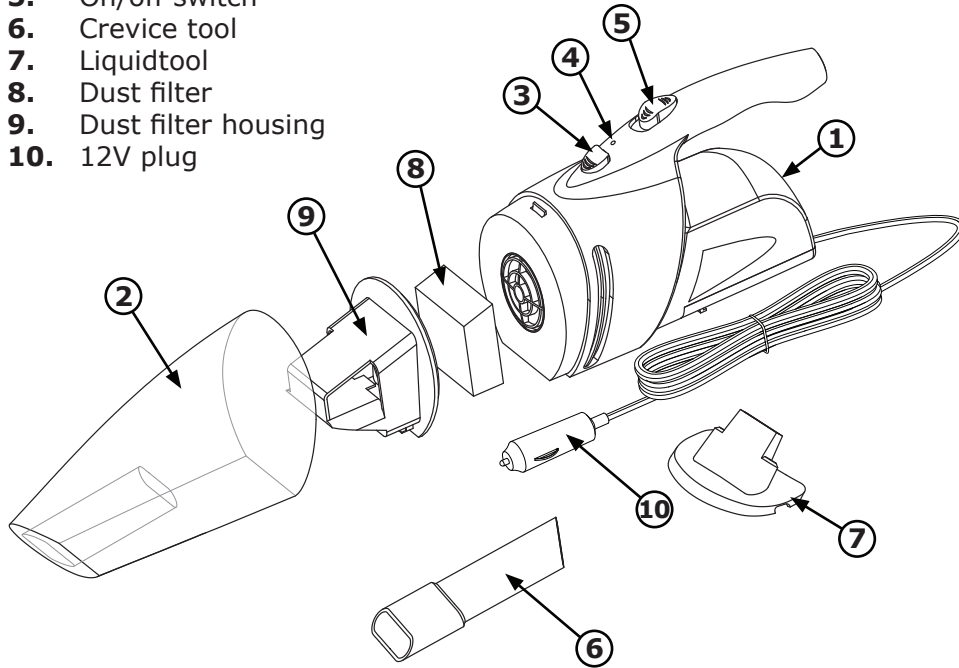
Owner's Manual



By
ENVION™

PRODUCT OVERVIEW

1. Motor housing
2. Collection container
3. Container release button
4. LED power indicator
5. On/off switch
6. Crevice tool
7. Liquidtool
8. Dust filter
9. Dust filter housing
10. 12V plug



OPERATION

For best results, please read the following:

1. Insert the 12V plug into a 12V automobile outlet and slide the On/off switch forward to begin using the Garry™ car vacuum. The red LED power indicator will light up.
2. Clean the desired area of your automobile by resting the open end of the collection container on the soiled area and moving it back and forth in any direction. Continue to do so until the area is clean.
3. For hard to reach places like corners and between seats, attach the crevice tool as shown in **Figure 1**.

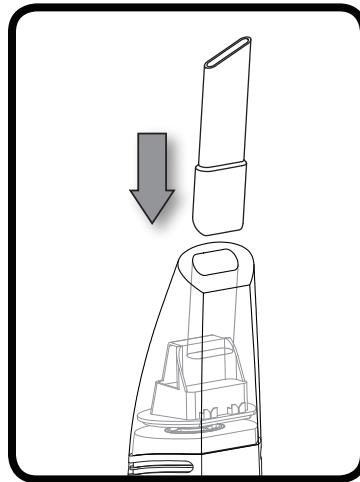


Figure 1

4. Use the liquid tool for cleaning up spills or other wet areas. **See Figure 2.**
IMPORTANT NOTES: Make sure you never exceed the maximum liquid level marked on the side of the collection container. Always empty the liquid from the container before you resume cleaning or before storing the Garry™ car vacuum.

CLEANING AND MAINTENANCE

Please read these instructions carefully before cleaning the vacuum cleaner:

1. Clean the outer surfaces of the Garry™ car vacuum by wiping them with a clean dry cloth.
2. To clean the collection container, hold the vacuum vertically. Press the container release button with one hand and gently guide the container off the motor housing with the other. **See Figure 3.**
3. Remove the dust filter housing as shown in **Figure 4**.
4. Pour the debris or liquid into an appropriate receptacle. If necessary, hand wash the collection container with soap and water and dry it thoroughly.
5. Clean the dust filter by tapping it repeatedly to remove excess dust and dirt. Gently hand wash the filter with soap and water if necessary. Thoroughly dry the filter and inspect for damage before reinstalling. If there is damage, contact the Garry™ customer support center. Never use the Garry™ car vacuum without the filter properly in place.

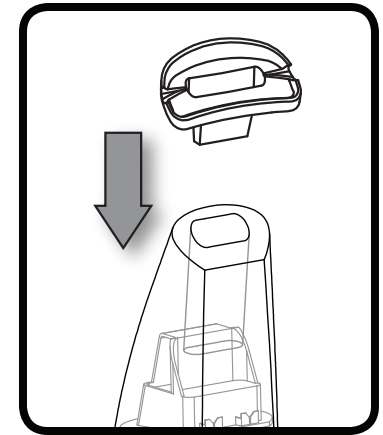


Figure 2

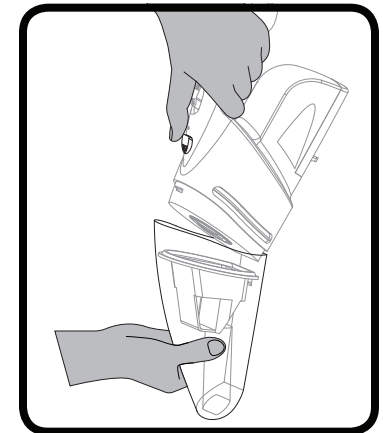


Figure 3

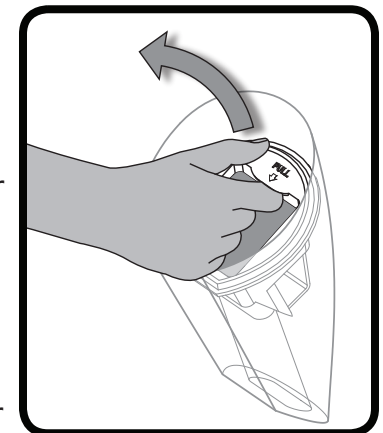


Figure 4

For more information about the Garry™ car vacuum or other available products, please call the customer support center as shown on the back of this page.